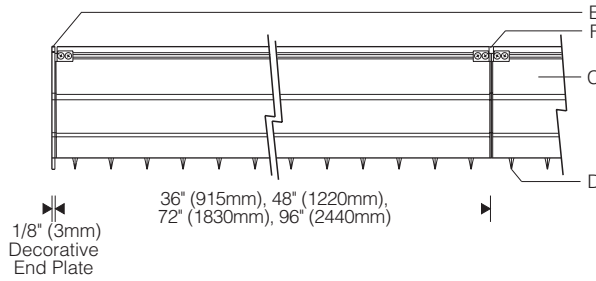
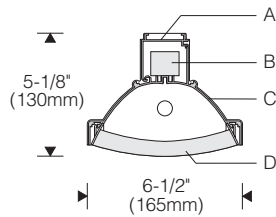
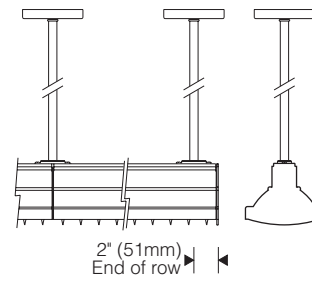


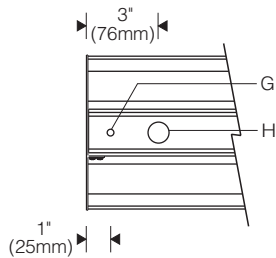
Style 3030 1:8 Scale



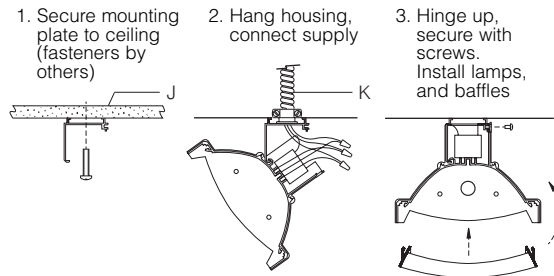
Pendant Stems (X mount)



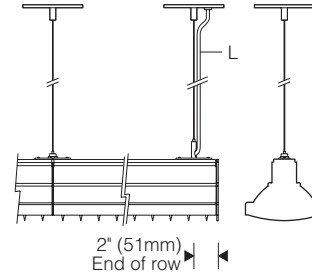
Top View (S mount)



Installation (S mount)



Cables (X mount)



Specifications

- | | | | |
|---|--|---|---|
| A Extruded aluminum mounting plate | D Snap-in semi-specular parabolic cross-baffle, blades 1-1/2" o.c., 25° shielding | F Aluminum joiner/reveal plates | J Structure, fasteners (by others) |
| B Electronic ballast | E Aluminum decorative end plate (3 profiles - order separately) | G Mounting holes, 9/32" (7mm) dia. (S mount) | K Conduit, connector (by others) |
| C Specular extruded aluminum reflector housing | | H Knockout, (2) 7/8" (22mm) dia. (S mount) | L 18/3 cord with cable clips (cable mount) |

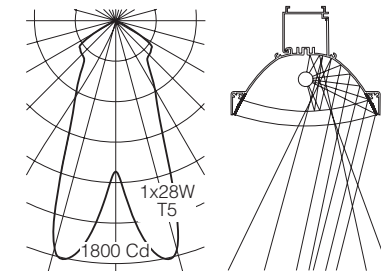
Features

- Single T5 exceeds IESNA recommended light level - 30fc vertical at 30° AND complies with energy standards
- Precise extruded reflector drives light to the bottom shelf - maximizes visibility of books and shelf utilization
- Parabolic cross-baffle - 25° lengthwise shielding
- Electronic ballast - programmed start for long life



Performance

Multiple reflector segments drive light to the lowest shelves. Unique cross-baffle redirects a portion of the lamp energy that otherwise goes directly to the floor back into the main beam while providing lengthwise shielding. The result is high beam efficiency and superior surface uniformity in tall, narrow stacks.



For complete photometrics, visit www.elliptipar.com.

Finish:

Painted surfaces - 6 stage pretreatment and electrostatically applied thermoset powder coat for stable, long lasting and corrosion resistant finish.

Reflector - extruded high purity aluminum with clear anodized specular finish. All luminaire hardware - stainless steel.

Cross-baffle - injection molded high-impact polycarbonate with metalized semi-specular finish.

Mounting:

S mount - mounting plate fastens flush to ceiling. Unit hinges on plate for hands-free access to wiring.

X mount - stems, cables **ordered separately**

Pendant stem - 11/16" O.D. aluminum, internally threaded. 5" dia. aluminum canopy.

Cable - 1/16" dia. 7x7 aircraft cable, field adjustable length. Crossbar with 1/4-20 stud and 5" dia. canopy.

When mounted in rows, clips are provided to align and space the mounting plates.

For bridge mount (shelf supported), consult factory.

Electrical:

Use 90°C wire for supply connections and through wire.

S mount - 7/8" (22mm) dia. knockouts at ends of mounting plate for conduit feed (by others).

X mount - electrical feed hanger mounts over recessed outlet box (by others) and **must be located at end of row**.

Housing hinges down for access to ballast and wiring. Optional #14 AWG prewired modular through wiring with quick connectors.

Integral electronic HPF thermally protected class P ballast with end-of-life protection.

Optional integral emergency battery operates one lamp. Separate unswitched supply is required.

Standard:

UL listed or CSA certified.

