

## Latitude - LS

P-ID-82MS

Pendant-Mounted Indirect/Direct

### Product Description

Latitude-Ledge stacked is a small-scale extruded aluminum pendant indirect/direct fixture with a ledge-shaped housing that minimizes the fixture's profile from common viewing angles with separate up and downlight chambers. This fixture is Cradle to Cradle Silver Certified<sup>CM</sup> by MBDC.

**CS**<sup>TM</sup> Control Solutions available

### Ordering Guide

Product, Lamping, & Length									Options						
P -	ID -	82MS	4	8	T5HO	2	8	T5HO	BW -	CWM -	LP/ELB -	TW -	2CWQ	LP/EF -	120
Mounting	Distribution	Series	Lamp Count indirect	Nominal Length (ft)	Lamp Type indirect	Lamp Count direct	Nominal Length (ft)	Lamp Type direct	Baffle or Diffuser	Finish	Ballast	Tandem Wiring	Circuiting	Other options	Volts
P Pendant-Mounted	ID Indirect/Direct	82MS	1, 2 → 4	4	T5HO T5	1 → 4	4	T5HO T5	see Diffuser	CWM (Matte White) is standard  see LiteColors <sup>TM</sup> in Product Guide for other finishes	LP/ELB is std.  LPD/CS/e LPD/D10 LPD/MK7  see Ballast Options	-- →	1CWQ	CS/dlh* F LK LP/EF  see Other options	120 277
			2, 4 → 8	8		2 → 8	8					TW →	2CWQ		
			3, 6 → 12	12		3 → 12	12					notes: Lamp Count = total number of lamps in the fixture For Ordering guide information in shaded areas, choose selection by reading ACROSS the shaded areas for correct specifications. *Must include a dimming ballast (LPD/ELB). See next page for details.			
Mounting Options - add to end of order number <b>Aircraft Cables</b> <input type="checkbox"/> FAI/ACC (field adjustable) <i>std.</i>															

**P-ID-82MS48T5HO/28T5HO-BW-CWM-LP/ELB-TW-2CWQ-LP/EF-120-FAI/ACC** is a typical catalog number for a 4-lamp (2 lamps in cross-section) indirect, 2-lamp (1 lamp in cross-section) direct, 8-foot long T5HO fixture with blade white baffle, matte white finish, low-profile electronic ballast, pre-wired with two-circuit branch wiring and quick-connects, low-profile emergency fluorescent ballast, 120 volts, mounted with field adjustable aircraft cables.

**Cross-section lamping**

2-T5 or T5HO up  
1-T5 or T5HO down

1-T5 or T5HO up  
1-T5 or T5HO down

### Baffle & Diffuser Options

- BW** Blade White baffles with matte white finish.
- SGL** Soft Glow Lens made of extruded frosted acrylic.
- VC1** VCOptic lens. Microstructure film overlay on a clear grooved lens that follows contour of fixture housing.

### Other Options **CS**<sub>dlh</sub>

- CS/dlh** Daylight harvesting solution. See next page for details.
- F** Fuse. Slow or fast blow, determined by Litecontrol.
- LK** Lens kit dust cover.
- LP/EF** Low-profile Emergency Fluorescent Ballast. Battery-powered ballast from a UL Listed manufacturer will operate one lamp for 1 1/2 hours.

### Ballast Options **CS**<sub>e</sub>

**To have the fixture enabled for Lutron EcoSystem compatibility:**  
**LPD/CS/e** EcoSystem low-profile dimming electronic ballasts installed at the factory, along with all required internal EcoSystem wiring. For other configurations of the Lutron EcoSystem components, including custom device connection feeds to enable connection to ceiling-mounted sensors and control devices, consult [litecontrol.com/cs](http://litecontrol.com/cs) or contact the factory.

- LPD/D10** Universal Lighting Technologies dimming ballast (T5)
- LPD/MK7** Advance Mark VII dimming ballast (T5HO)

### Tandem Wiring & Circuiting Options

- 1CWQ** Fixture is wired with a single-circuit so that all lamps are switched together.
- TW-2CWQ** Fixtures wired with two circuits such that the indirect lamps are switched separately from the direct lamps.

#### Questions to Ask

1. Row information, including desired fixture lengths?
2. Lamp type? 3. Ballast options?
4. Controls solutions? 5. Other options? 6. 120 or 277 volt?

Click on  
**Quick Find 82MS**  
  
[litecontrol.com](http://litecontrol.com)



**To have the fixture supplied with the daylight harvesting control solution:**

Add – **CS/dlh** to the ordering code to have a fixture-integrated daylight sensor by Watt Stopper installed at the factory, along with the appropriate electronic dimming ballast and internal wiring. For row-configured installations, one fixture integrated daylight sensor controls the entire row. Contact factory for details.

**Example of Control Solutions catalog number**

**P-ID-82M48T5HO-SGL-CWM-LPD/ELB-1CWQ-CS/dlh-120-FAI/ACC** is the catalog number for a 4-lamp (2 lamp in cross-section) 8-foot long indirect/direct T5HO fixture with a soft glow lens, finished matte white, with low-profile electronic dimming ballast, one-circuit branch wiring and quick connects, includes daylight harvesting control solution (daylight sensor), 120 volts, mounted with field adjustable aircraft cable.

**Specifications**

**HOUSING.** Two-sided housing, 6063 T5 extruded aluminum.

**END CAPS.** Required at each end of row and at both ends of an individual fixture. Flat end caps are standard, of 1/8" steel with no holes or knockouts. All end caps finished to match housing.

**UPPER SIDE REFLECTORS.** Die-formed specular anodized aluminum.

**LAMPING.** Available in two- and three-lamp T5 or T5HO cross-sections.

**BALLAST.** Low-profile Ballast (**LP/ELB**), electronic, high power factor, thermally protected Class P, Sound Rated A, less than 10% THD, manufactured by a UL Listed manufacturer, as available, determined by Litecontrol. Ballasts with a voltage range of 120 to 277 will be used when fixture configuration and ballast availability allow. The minimum number of ballasts will be used.

**TANDEM WIRING.** When selected from Ordering guide below, fixtures wired with two circuits such that the indirect lamps are switched separately from the direct lamps.

**CIRCUITING.** Fixtures are supplied with #12 AWG type THHN wire for branch circuits. One end will have factory-installed push-in quick-connects. The other end will be stripped back 1/2" for quick connection in field. For fixtures to accommodate special circuits such as night light and emergency, etc., in-field wiring will be required. See Pre-wiring Information details.


**ROW JOINING.** Dowel pins are used to support fixture ends for easier row joining. Fixture end headers are threaded in two locations to allow row joining without removing reflectors. Suspension points for row-joined fixtures are offset 3/8" from the fixture seam; see figure below.

**SUSPENSION.** Aircraft cables attach to fixture using Litecontrol's easy-hang system. **FAI/ACC** field adjustable 51" is standard. See Aircraft Cables and Stems in the Litecontrol Product Guide for details.

**CERTIFICATION.** Fixture and electrical components shall be UL and/or CUL Listed and shall bear the I.B.E.W., A.F. of L. label. This fixture is Cradle to Cradle Certified<sup>SM</sup> Silver by MBDC. Note: Litecontrol reserves the right to change specifications without notice for product development and improvement.

**Planning for installation**

**Row diagram**

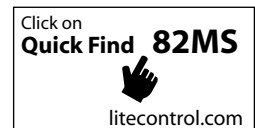


Fixture Lengths: 4', 8', 12'  
● Indicates pendant locations

**LITECONTROL**

employee owned | customer driven

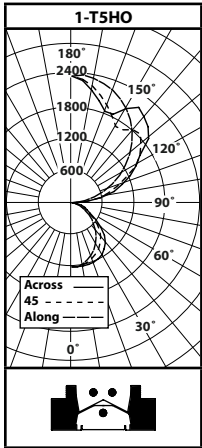
100 Hawks Avenue Hanson, MA 02341  
781 294 0100 f: 781 293 2849 litecontrol.com



Cradle to Cradle Certified<sup>SM</sup> is a certification mark of MBDC.

© 2009 LITECONTROL, Printed in U.S.A./TS10112-01

Photometric data blade white baffle



CANDLEPOWER SUMMARY					
ANGLE	0	22.5	45	67.5	90
180	2340	2340	2340	2340	2340
175	2373	2333	2289	2281	2269
165	2282	2186	2056	1987	1949
155	2120	1933	1757	1758	1806
145	1878	1618	1649	2067	2151
135	1566	1278	1792	1948	1994
125	1205	1127	1538	1598	1534
115	821	976	1093	1147	1190
105	433	589	693	782	806
95	87	206	237	236	243
90	4	11	17	13	14
85	23	26	27	32	28
75	94	111	121	147	178
65	209	225	243	272	306
55	381	424	481	507	536
45	567	643	725	808	850
35	776	825	908	1003	1037
25	955	987	1043	1119	1143
15	1091	1103	1134	1179	1176
5	1187	1177	1182	1196	1185
0	1184	1184	1184	1184	1184

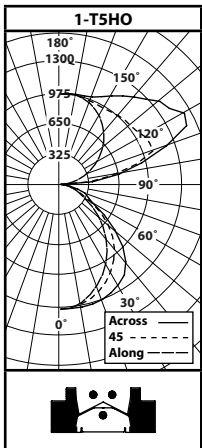
P-ID-82MS24T5HO/14T5HO-BW 76% Efficiency																		
Input Watts = 154																		
RCC	80			70			50			30			10			0		
RW	70	50	30	10	70	50	30	10	50	30	10	50	30	10	50	30	10	0
RCR																		
0	78	78	78	78	69	69	69	69	54	54	54	40	40	40	27	27	27	21
1	71	68	65	62	63	61	58	56	48	46	45	36	35	34	24	24	23	18
2	65	59	55	51	58	53	50	46	42	39	37	31	30	28	22	21	20	16
3	59	52	47	43	53	47	42	39	37	34	31	28	26	24	19	18	17	13
4	54	46	40	36	48	42	37	33	33	29	27	25	23	21	17	16	15	12
5	49	41	35	31	44	37	32	28	29	26	23	22	20	18	16	14	13	10
6	46	37	31	27	41	33	28	24	26	23	20	20	18	16	14	13	11	9
7	42	33	27	23	38	30	25	21	24	20	18	18	16	14	13	11	10	8
8	39	30	24	20	35	27	22	19	22	18	16	17	14	12	12	10	9	7
9	36	27	22	18	32	25	20	17	20	16	14	15	13	11	11	9	8	6
10	34	25	20	16	30	23	18	15	18	15	12	14	12	10	10	9	7	6

Floor Cavity Reflectance .20

ZONAL LUMEN SUMMARY			
ZONE	LUMENS	% LAMP	% LUMINAIRE
180-90°	7378.91	54.7	71.9
90-0°	2886.12	21.4	28.1
180-0°	10265.02	76	100

LUMINANCE SUMMARY (cd/m²)			
ANGLE	0°	45°	90°
45°	9006	11515	13501
55°	7460	9418	10495
65°	5554	6458	8132
75°	4079	5251	7724
85°	2964	3479	3608

Litecontrol Test Report #



CANDLEPOWER SUMMARY					
ANGLE	0	22.5	45	67.5	90
180	768	768	768	768	768
175	777	773	771	774	774
165	754	752	762	778	779
155	699	706	746	800	824
145	617	642	751	867	920
135	516	568	774	947	1023
125	399	508	790	1042	1127
115	273	443	835	1115	1182
105	148	402	665	701	714
95	41	176	247	269	270
90	1	2	1	1	2
85	20	19	20	24	32
75	88	93	92	116	150
65	178	184	201	224	260
55	326	354	411	435	449
45	511	545	623	702	748
35	685	712	785	883	941
25	842	854	910	980	1016
15	969	970	999	1039	1053
5	1054	1045	1047	1059	1056
0	1060	1060	1060	1060	1060

P-ID-82MS14T5HO/14T5HO-BW 71.7% Efficiency																		
Input Watts = 121																		
RCC	80			70			50			30			10			0		
RW	70	50	30	10	70	50	30	10	50	30	10	50	30	10	50	30	10	0
RCR																		
0	75	75	75	75	68	68	68	68	55	55	55	43	43	43	33	33	33	28
1	69	66	63	61	62	60	58	55	49	47	46	39	38	37	29	29	28	24
2	63	58	53	50	57	52	49	46	43	40	38	34	32	31	26	25	24	20
3	57	51	46	42	52	46	42	39	38	35	32	30	28	26	23	22	21	18
4	52	45	40	35	47	41	36	33	34	30	28	27	25	23	21	19	18	15
5	48	40	35	30	44	37	32	28	30	27	24	24	22	20	19	17	16	13
6	44	36	30	26	40	33	28	25	27	24	21	22	19	17	17	15	14	12
7	41	32	27	23	37	30	25	22	25	21	18	20	17	15	16	14	12	10
8	38	29	24	20	35	27	22	19	23	19	16	18	16	14	14	13	11	9
9	35	27	22	18	32	25	20	17	21	17	15	17	14	12	13	11	10	9
10	33	25	20	16	30	23	18	15	19	16	13	16	13	11	12	11	9	8

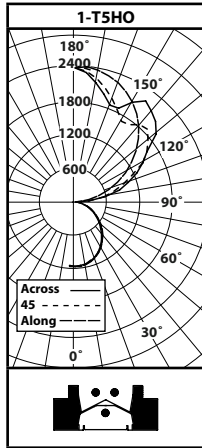
Floor Cavity Reflectance .20

ZONAL LUMEN SUMMARY			
ZONE	LUMENS	% LAMP	% LUMINAIRE
180-90°	3961.49	44	61.4
90-0°	2491.31	27.7	38.6
180-0°	6452.8	71.7	100

LUMINANCE SUMMARY (cd/m²)			
ANGLE	0°	45°	90°
45°	8116	9895	11881
55°	6383	8048	8792
65°	4730	5342	6910
75°	3819	3992	6509
85°	2577	2577	4124

Litecontrol Test Report #

Photometric data soft glow lens



CANDLEPOWER SUMMARY					
ANGLE	0	22.5	45	67.5	90
180	2340	2340	2340	2340	2340
175	2373	2333	2289	2281	2269
165	2282	2186	2056	1987	1949
155	2120	1933	1757	1758	1806
145	1878	1618	1649	2067	2151
135	1566	1278	1792	1948	1994
125	1205	1127	1538	1598	1534
115	821	976	1093	1147	1190
105	433	589	693	782	806
95	87	206	237	236	243
90	6	13	25	22	22
85	49	43	37	44	44
75	164	166	169	162	160
65	327	327	312	302	304
55	491	496	483	468	461
45	667	672	658	651	634
35	831	836	831	825	811
25	975	970	979	973	961
15	1079	1067	1053	1078	1065
5	1130	1117	1112	1110	1112
0	1127	1127	1127	1127	1127

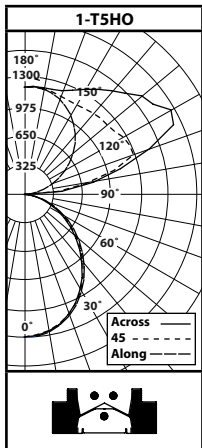
P-ID-82MS24T5HO/14T5HO-SGL 75.8% Efficiency Input Watts = 157																		
RCC	80			70			50			30			10			0		
RW	70	50	30	10	70	50	30	10	50	30	10	50	30	10	50	30	10	0
RCR																		
0	77	77	77	77	69	69	69	69	54	54	54	40	40	40	27	27	27	21
1	70	67	64	62	63	60	58	56	47	46	44	35	34	33	24	23	23	18
2	64	59	54	51	57	53	49	46	41	39	37	31	29	28	21	20	19	15
3	58	52	46	42	52	46	42	38	36	33	31	27	25	23	19	18	16	13
4	53	46	40	35	48	41	36	32	32	29	26	24	22	20	17	15	14	11
5	49	41	35	30	44	36	31	28	29	25	22	22	19	17	15	14	12	10
6	45	36	30	26	40	33	28	24	26	22	19	20	17	15	14	12	11	8
7	42	33	27	23	37	29	24	21	23	20	17	18	15	13	12	11	10	7
8	38	30	24	20	34	27	22	18	21	18	15	16	14	12	11	10	9	7
9	36	27	21	18	32	24	20	16	19	16	13	15	12	11	11	9	8	6
10	33	25	19	16	30	22	18	15	18	14	12	14	11	10	10	8	7	5

Floor Cavity Reflectance .20

ZONAL LUMEN SUMMARY			
ZONE	LUMENS	% LAMP	% LUMINAIRE
180-90°	7380.55	54.7	72.1
90-0°	2852.47	21.1	27.9
180-0°	10233.02	75.8	100

LUMINANCE SUMMARY (cd/m²)			
ANGLE	0°	45°	90°
45°	10594	10451	10070
55°	9614	9458	9027
65°	8690	8291	8079
75°	7117	7334	6943
85°	6314	4768	5670

Litecontrol Test Report #



CANDLEPOWER SUMMARY					
ANGLE	0	22.5	45	67.5	90
180	768	768	768	768	768
175	777	773	771	774	774
165	754	752	762	778	779
155	699	706	746	800	824
145	617	642	751	867	920
135	516	568	774	947	1023
125	399	508	790	1042	1127
115	273	443	835	1115	1182
105	148	402	665	701	714
95	41	176	247	269	270
90	3	1	2	2	1
85	41	38	35	33	32
75	152	149	143	141	137
65	284	281	275	269	263
55	436	431	416	417	409
45	593	586	579	574	568
35	747	738	734	734	726
25	878	868	863	868	863
15	972	961	962	967	964
5	1020	1008	1008	1017	1013
0	1019	1019	1019	1019	1019

P-ID-82MS14T5HO/14T5HO-SGL 72.1% Efficiency Input Watts = 120																		
RCC	80			70			50			30			10			0		
RW	70	50	30	10	70	50	30	10	50	30	10	50	30	10	50	30	10	0
RCR																		
0	75	75	75	75	68	68	68	68	56	56	56	44	44	44	33	33	33	28
1	69	66	63	60	62	60	57	55	49	47	46	39	38	37	29	29	28	24
2	63	57	53	49	57	52	49	46	43	40	38	34	32	31	26	25	24	20
3	57	50	45	41	52	46	42	38	38	35	32	30	28	26	23	22	20	17
4	52	45	39	35	47	41	36	32	34	30	27	27	24	22	21	19	17	15
5	48	40	34	30	43	36	31	28	30	26	23	24	21	19	19	17	15	13
6	44	36	30	26	40	33	28	24	27	23	20	22	19	17	17	15	13	11
7	41	32	27	23	37	30	25	21	25	21	18	20	17	15	15	13	12	10
8	38	29	24	20	34	27	22	19	22	19	16	18	15	13	14	12	11	9
9	35	27	21	18	32	24	20	17	20	17	14	17	14	12	13	11	10	8
10	33	24	19	16	30	22	18	15	19	15	13	15	13	11	12	10	9	7

Floor Cavity Reflectance .20

ZONAL LUMEN SUMMARY			
ZONE	LUMENS	% LAMP	% LUMINAIRE
180-90°	3961.59	44	61.1
90-0°	2524.33	28	38.9
180-0°	6485.92	72.1	100

LUMINANCE SUMMARY (cd/m²)			
ANGLE	0°	45°	90°
45°	9419	9196	9022
55°	8537	8146	8009
65°	7547	7308	6989
75°	6596	6205	5945
85°	5283	4510	4124

Litecontrol Test Report #

LITECONTROL

employee owned | customer driven

100 Hawks Avenue Hanson, MA 02341  
781 294 0100 f: 781 293 2849 litecontrol.com

Click on  
**Quick Find 82MS**  
  
litecontrol.com