

LUMELX™ 2024 SERIES



Remote phosphor technology produces high quality, high output light with a consistent, even field for the most demanding applications of museum and retail accent lighting.

- Designed for the Xicato™ LED module up to 26 Watts
- 50,000 hour life to 70% lumen output, L70
- Integral electronic driver
- Field changeable reflectors (20°, 40° and 60°) modify the beam spread distribution
- Choice of two lumen outputs (system lumens) 860 lumens, equivalent to a 60 Watt halogen lamp or 600 lumens, equivalent to a 50 Watt halogen lamp
- Three color temperatures: 2700K (warm white), 3000K (neutral white) or 4000K (cool white)
- Color Rendering Index (CRI) of either 80+ (standard) or 95+ (high) [600 LM only]
- No UV or IR emissions
- No Mercury or Lead
- Maintains extremely tight color consistency over the life of the module (within 2 MacAdam Ellipses)
- On/off safety switch (on most mounting types)
- Available with LSI standard mounting options
- Dimmable with low voltage dimmers
- Sturdy aluminum housing
- Vertical and horizontal allen key wrench locking
- Finishes: LSI Black, White, Silver and Graphite

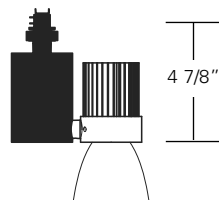
MOUNTING OPTIONS

Please review the **ORDERING INFORMATION** section on the next page on how to specify the following:

- Lumens/CRI/Wattage
- Color Temperature
- Reflector - mm/beam spread

LX2024-XXXX-00

Lexan fitting for 1 and 2 circuit LSI track with on/off switch

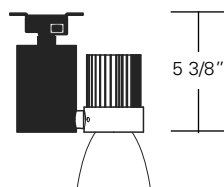


LX2024-XXXX-BUS

Lexan fitting for 1 and 2 circuit LSI Busway with on/off switch

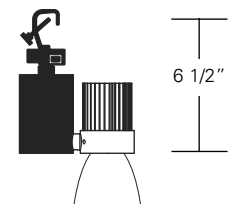
LX2024-XXXX-2G

Universal fitting for Unistrut Systems and any screw or bolt-up applications. With switch, 6-foot 3-wire grounding cord and plug. Non-UL.



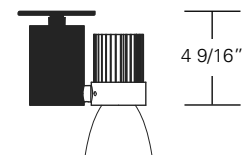
LX2024-XXXX-3G

C-clamp for pipes from 5/8" to 2" O.D. With switch, 6-foot 3-wire grounding cord and plug. Non-UL.



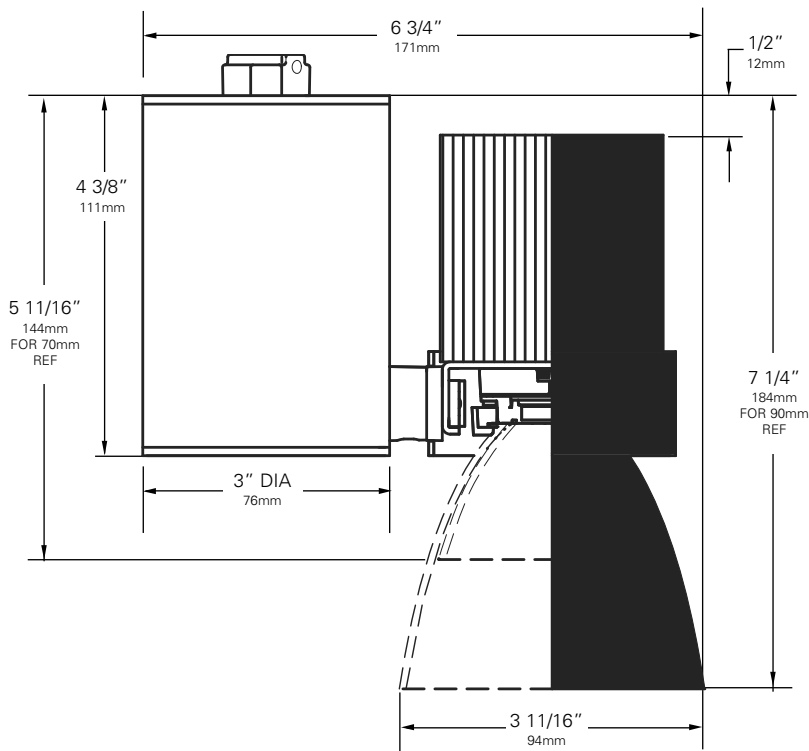
LX2024-XXXX-5A

Canopy for permanent mounting on standard 4" octagonal outlet boxes.



Other Options (Consult Factory):

- Stems, specify length
- Custom color, RAL palette
- Security/Worklite Fixture, add suffix EF (for use with 00 Track fitting only)



ORDERING INFORMATION

1. Select your **Mounting Option**
 2. Choose the letter code to designate the desired **Lumens/CRI/Wattage**
(B) for 600/80/20 **(C)** for 600/95/26 **(D)** for 860/80/26
 3. Choose the numeric code to designate the desired **Color Temperature** (+/- 50K)
(2) for 2700K **(3)** for 3000K **(4)** for 4000K
 4. Choose the alpha-numeric code to designate the desired **Reflector** - mm/beam spread
(M2) for 70mm/20° **(M4)** for 70mm/40°
(M6) for 70mm/60° **(L2)** for 90mm/20°
 5. Choose other fixture Options (add suffix):
 - For Coiled Cord, add **CC**
Coiled Cord is 18/3 105°C, 18" retracted, 6 foot extended. White fixtures are supplied with white cord, all other finishes are supplied with black cord. Available only with **2G** and **3G** mounting options. (When a coiled cord is not specified, a straight cord is provided.)
 6. Choose a **Finish** for your fixture:
Black **(B)** White **(W)** Silver **(S)** Graphite **(G)**
Example: **LX2024 - C 3 M6 - 00 B**
FIXTURE LUMENS CCT REFLECTOR FITTING FINISH
- Blue fields are optional. Leave blank if not required.

7. Don't forget your Accessories!

LUMELX 2024 LED FIXTURE DATA

Lighting Services Inc.	
lighting facts ^{CM} A Program of the U.S. DOE	
Light Output (Lumens)	860
Watts	26
Lumens per Watt (Efficacy)	33
Color Accuracy	80
Color Rendering Index (CRI)	
Light Color	3000 (Bright White)
Correlated Color Temperature (CCT)	
Warm White	Bright White
2700K	3000K
4500K	8500K
<small>All results are according to IESNA LM-79-2008: Approved Method for the Electrical and Photometric Testing of Solid-State Lighting. The U.S. Department of Energy (DOE) verifies product test data and results.</small>	
<small>Visit www.lightingfacts.com for the Label Reference Guide.</small>	
<small>Registration Number: BFT4 LCGZ1JR</small>	
<small>Model Number: LX2024 D3M2</small>	
<small>Type: Surface-mounted fixtures with directional head(s)</small>	

[Click for detailed photometrics](#)

ACCESSORIES



Other accessories:

- **GEL Holder LXM (70mm)**
- **GEL Holder LXL (90mm)**
External Gel holder to modify the color of the light. Specify holder finish color. Gels not included. Does not hold glass accessories.
- **GELS**
Consult factory. ROSCO™ color palette.
- **LX-M20-REF (70mm/20°)**
- **LX-M40-REF (70mm/40°)**
- **LX-M60-REF (70mm/60°)**
- **LX-L20-REF (90mm/20°)**
Computer designed polycarbonate specular reflector. Specify beam spread and reflector color.

[Click to view full line of Reflectors](#)