

LED Low Bay

Ideal for commercial or industrial applications, Albeo's LED Low Bay luminaire provides an energy efficient, no maintenance alternative to traditional metal halide or high pressure sodium light fixtures. Achieve 3 to 5 times longer life with Albeo's patent-pending TEMPR™ Technology. Heavy duty, instant start time, and no hazardous materials.

Robust and Innovative Construction

Albeo's TEMPR™ thermal management technology transfers heat from the LED into the rugged aluminum housing, reducing junction temperature for more light and longer life.

Optical Advantage

Brightest and highest efficacy LEDs come in a wide range of colors for almost any application. Directional LEDs put more light where it's needed, greatly increasing efficiency.

Superior Performance

No warm up period – instant start time. No flicker. No buzzing. -10 to +110F operation.

Electrical System

110 or 277 VAC input. Transformer included.

Easy Mounting


Standard chain, cable, or pendant suspended.

Part Number

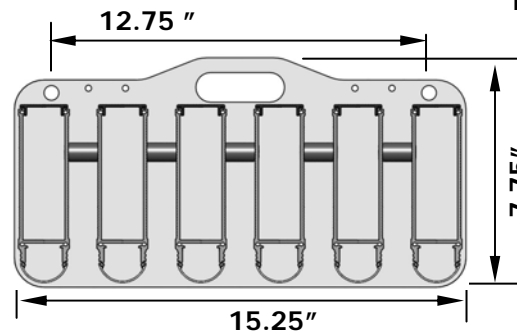
Type

Comment

LM-79
Tested



Patents
Pending



Options

Motion and dimming control options provide even more potential for energy savings.

Warranty

The Low Bay fixture is guaranteed for five years, subject to Albeo's standard terms and conditions.

Ordering Information

Not all combinations available.

Product Platform	Model	# of LED bars	Length	LED CCT	LED Pitch	Input Voltage	Optics	Mounting	Options	Revision
LB	B	6	1	4 – 0	1	0	C	0	Rx	
LB LED Low Bay Light Fixture	B High Brightness	6 6 bars	1 12" D 16"	4 5000°K 5 4200°K	0 1 inch	1 120 V 2 277 V	0 Lens 1 No Lens W Wide N Narrow	C Chain R Rod P Pendant	0 None M Motion V 0-10V Dimming	Used to further define product configuration

For more options or custom configurations, please contact sales.

rev. 7.23.09



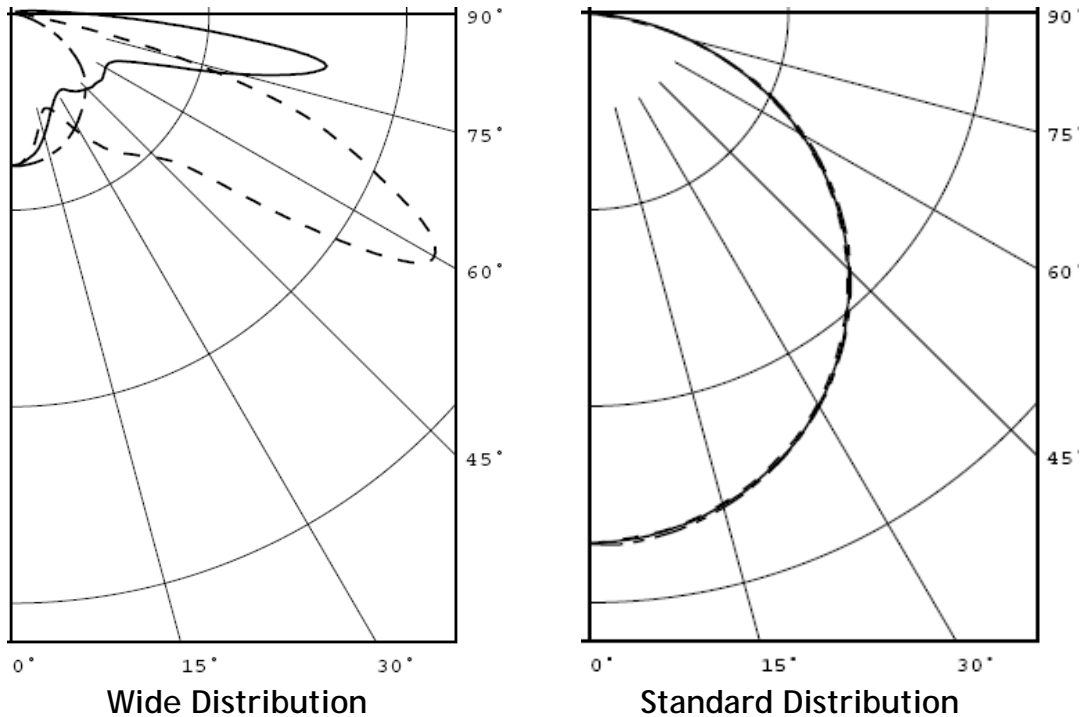
Optical and Electrical Specifications

All options not listed. Please contact sales for technical specs of other part numbers.

Part Number	Length	Color	Temp	# of LEDs	Lumens	Watts	Lumens/W
LB-B614-0x1xx-R1B	12"	Bright	5000 K	54	4250	65	66
LB-B615-0x1xx-R1B	12"	Cool	4200 K	54	3800	65	59
LB-B6D4-0x1xx-R2	16"	Bright	5000 K	90	6025	87	69
LB-B6D5-0x1xx-R2	16"	Cool	4200 K	90	5400	87	62
LB-B6D4-0x1xx-R3	16"	Bright	5000 K	90	7100	108	66
LB-B6D5-0x1xx-R3	16"	Cool	4200 K	90	6350	108	59
LB-B6D4-0x1xx-R4	16"	Bright	5000 K	90	8150	130	63
LB-B6D5-0x1xx-R4	16"	Cool	4200 K	90	7300	130	56

Photometry

Tested to LM-79 standards



The Albeo LED Constellation Low Bay fixture must be installed by a qualified electrician. It is the responsibility of the contractor, installer, purchaser, owner, and user to install, maintain, and operate the fixture in such a manner as to comply with all state and local laws, ordinances, regulations, and the American National Standards Institute Safety Code.

US Patents Pending

Specification subject to change without notice. See website for latest version.

