

Pilot 3 tier

Chandeliers



50 Greene St
New York NY 10013
T +1 212 388 1621
sales@rbw.com



For 2D & 3D drawings of all products, including CAD, Revit and IES files, please visit rbw.com

Generate Date: Mon Dec 27 2021

DESCRIPTION

Inspired by organic forms, Pilot Sconce features a rounded, shell-like shade. Available in a range of colors, lengths, and finishes. Lots of versatility to create different archetypes of wall fixtures, long vertical double arrangement or single stem.

MATERIALS

Fiberglass, steel, aluminum

COLLECTION NOTES

Comes with standard 18" ceiling drop height. Alternative ceiling drop available to specify.

PERFORMANCE

Power Consumption 72W

Luminaire Watts 72W

90 CRI

LED LIFESPAN

50k hours

PATENT FILE NUMBER

Patent Number D88,724

CERTIFICATION

UL Listed

Suitable for Dry Locations Only

**SUSPENSION**

6.5" round deep canopy in the same finish as fixture

Standard 18" stem in the same finish as fixture. Standard Hang Height 18". Minimum Hang Height 6"

Stem extension available. Not field trimmable. (Contact your sales rep for more info)

PRODUCT DIMENSIONS

70 x 70 x 40 in (with standard 18" ceiling drop height)

Generate Date: Mon Dec 27 2021

DIMENSIONAL WEIGHT

108 lbs

YOUR PRODUCT CODE

PT-8A3-PC31-27-120_TM_DEX

Specification Logic

TIER & HEAD STYLE

| | |
|------------------------------------|------|
| Five Tier 16 Heads | 16A5 |
| Single Tier 2 Heads (Asymmetrical) | 2A |
| Single Tier 2 Heads (Long) | 2SL |
| Single Tier 2 Heads (Short) | 2SS |
| Single Tier 3 Heads (Long) | 3SL |
| Single Tier 3 Heads (Short) | 3SS |
| Single Tier 4 Heads (Oval) | 4A |
| Single Tier 4 Heads (Long) | 4SL |
| Single Tier 4 Heads (Short) | 4SS |
| Two Tier 6 Heads | 6SS |
| Two Tier 8 Heads | 8A2 |
| Three Tier 8 Heads | 8A3 |

PRIMARY FINISH

| | |
|--------------------------|------|
| Matte White Fine Texture | PC20 |
| Quartzite | PC21 |
| Glacier | PC22 |
| White Hybrid | PC23 |
| Cream White | PC24 |
| Silk Grey | PC25 |
| Ochre Yellow | PC26 |
| Emerald | PC28 |
| Matte Black | PC30 |
| Breccia | PC31 |
| Glimmer | PC32 |
| Blue Hammertone | PC33 |
| Graphite | PC34 |
| Blue Gloss | PC36 |
| Army Green | PC37 |
| Brown Gold | PC40 |
| Putty | PC41 |
| Vermillion | PC42 |
| Vert Clair | PC43 |
| Buff | PC44 |
| Dark Blue | PC46 |
| Dark Red | PC48 |
| Chalk Pink | PC60 |
| Custom Powder Coat | PCXX |
| Mottled Brass | PF11 |
| Satin Nickel | PF12 |
| Polished Chrome | PF13 |
| Polished Copper | PF14 |
| Warm Bronze | PF15 |
| Polished Black Nickel | PF16 |
| Satin Brass | PF17 |
| Custom Plated Finish | PFXX |

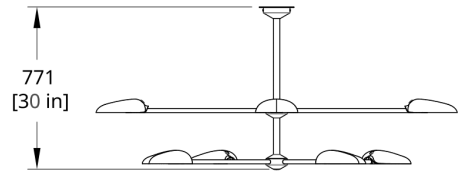
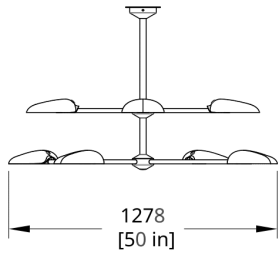
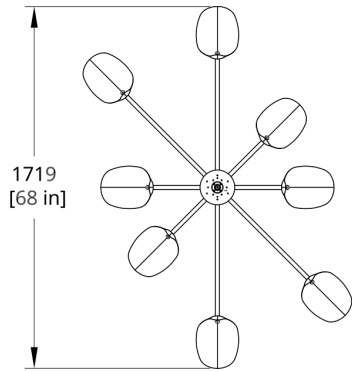
COLOR TEMPERATURE

| | |
|-----------------------|----|
| 2700K (warm white) | 27 |
| 3000K (soft white) | 30 |
| 3500K (neutral white) | 35 |

INPUT / CONTROL / POWER

| | |
|--|------------|
| 110-120V Input TRIAC / ELV / 0-10V, 1% Dimming | 120_TM_DEX |
| 220-240V Input 0-10V, 1% Dimming | 220_10_DEX |
| 110-277V Input 0-10V, 0.1% Dimming | 277_10_DEX |
| 110-277V Input DALI, 0.1% Dimming | 277_DL_DEX |

Drawings



PT-8 Pilot Chandelier Two Tier Dimension