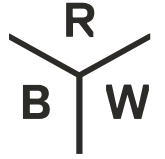


Delta II

Pendants



50 Greene St
New York NY 10013
T +1 212 388 1621
sales@rbw.com



For 2D & 3D drawings of all products, including CAD, Revit and IES files, please visit rbw.com

Generate Date: Wed Dec 29 2021

DESCRIPTION

The Delta are versatile pendants with its hybrid lampshade that combines the traditional box pleat untraditionally paired with tapered openings. The white version emanates a soft glow, while the black version, almost opaque and lined in a reflective gold, casts a more dramatic light.

MATERIALS

Fabric shade in black with opaque gold liner or white with translucent liner.

PERFORMANCE

Power Consumption 8.5W

Luminaire Watts 8.5W

90 CRI

LED LIFESPAN

50k hours

CERTIFICATION

UL Listed

Suitable for Dry Locations Only

**SUSPENSION**

White or black 5" round flat canopy (will match shade color)

Standard 72" white or black cord (will match shade color). Recommended Hang Height 66". Minimum Hang Height 6"

Cord extension available (up to 420"). Field trimmable

PRODUCT DIMENSIONS

21 dia x 24 in H

PRODUCT WEIGHT

4 lbs / 1.59 kg

DIMENSIONAL WEIGHT

4 lbs

YOUR PRODUCT CODE

DEL-II- [] - [] - [] - [] - []

Specification Logic

SHADE FINISH

Black	B
White	W

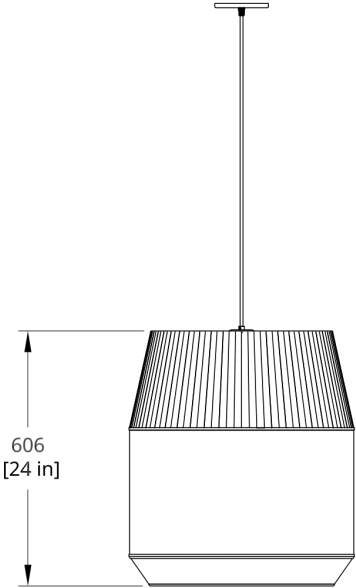
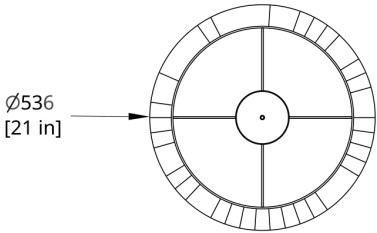
COLOR TEMPERATURE

2700K (warm white)	27
3000K (soft white)	30
3500K (neutral white)	35

INPUT / CONTROL / POWER

110-120V Input TRIAC / ELV / 0-10V, 1% Dimming	120_TM_DEX
110-120V Input TRIAC Control 10% Dimming	120_TR_LINE
220-240V Input 0-10V, 1% Dimming	220_10_DEX
220-240V Input ELV Reverse Phase, 1% Dimming	220_ELV_DEX
220-240V Input TRIAC / Forward Phase, 1% Dimming	220_TR_DEX
110-277V Input 0-10V, 0.1% Dimming	277_10_DEX
110-277V Input DALI, 0.1% Dimming	277_DL_DEX

Drawings



DEL-II Delta Pendant Dimension