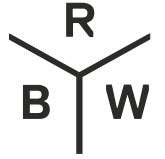



Crisp Flush Mount

Ceiling Flush Mounts



50 Greene St
New York NY 10013
T +1 212 388 1621
sales@rbw.com



For 2D & 3D drawings of all products, including CAD, Revit and IES files, please visit rbw.com

Generate Date: Tue Dec 28 2021

DESCRIPTION

As a versatile flush mount, Crisp's simple, iconic design is suitable for both wall and ceiling installation, indoors and outdoors. The solid glass shade, offered in a range of finishes, is distinguished by its scored surface, adding a subtle textural detail to the environment.

MATERIALS

Cast solid glass, aluminum

COLLECTION NOTES

Luminaire lumens listed are for AC input Triac control. DC input are within photometry downloads.

PERFORMANCE

550 lumens (Frosted) | 445 lumens (White) | 106 lumens (Chrome) | 52 lumens (Copper)

Power Consumption 8.5W

Luminaire Watts 7.6W (AC input)

71.7 lm/w (Frosted) | 58 lm/w (White) | 14 lm/w (Chrome) | 7 lm/w (Copper)

90 CRI

LED LIFESPAN

50k hours

CERTIFICATION

ADA Compliant

UL Listed

Suitable for Wet Locations

Suitable for Damp Locations

IP20

IP65

**PRODUCT DIMENSIONS**

5" Dia. x 3.3" Depth

PRODUCT WEIGHT

3.5 lbs / 2 kg

Generate Date: Tue Dec 28 2021

DIMENSIONAL WEIGHT

3 lbs

YOUR PRODUCT CODE**CR-FM-S10-AA01-27-120_TR_LINE-IP20**

Specification Logic

GLASS FINISH

White	S10
Chrome	S11
Frosted	S12
Copper	S13

BACKPLATE FINISH

Natural Anodized	AA01
Black Anodized	AA04

COLOR TEMPERATURE

2200K (candle light)	22
2700K (warm white)	27
3000K (soft white)	30
3500K (neutral white)	35

Generate Date: Tue Dec 28 2021

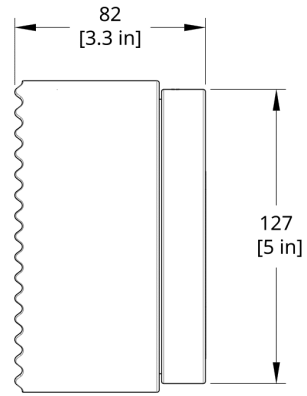
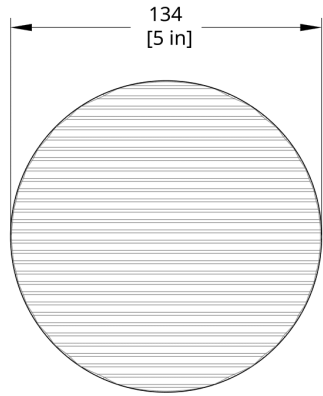
INPUT / CONTROL / POWER

110-120V Input TRIAC Control 10% Dimming	120_TR_LINE
110-120V Input TRIAC / ELV / 0-10V, 1% Dimming	120_TM_DEX
220-240V Input 0-10V, 1% Dimming	220_10_DEX
220-240V Input ELV Reverse Phase, 1% Dimming	220_ELV_DEX
220-240V Input TRIAC / Forward Phase, 1% Dimming	220_TR_DEX
110-277V Input 0-10V, 0.1% Dimming	277_10_DEX
110-277V Input DALI, 0.1% Dimming	277_DL_DEX

IP RATING

IP20 Rated	IP20
IP65 Rated	IP65

Drawings



CR-WS Crisp Sconce Dimension (Rotate 90 degrees for flush mount version)