

Pilot 2 tier

Chandeliers



50 Greene St
New York NY 10013
T +1 212 388 1621
sales@rbw.com



For 2D & 3D drawings of all products, including CAD, Revit and IES files, please visit rbw.com

Generate Date: Mon Dec 27 2021

DESCRIPTION

Inspired by organic forms, Pilot Sconce features a rounded, shell-like shade. Available in a range of colors, lengths, and finishes. Lots of versatility to create different archetypes of wall fixtures, long vertical double arrangement or single stem.

MATERIALS

Fiberglass, steel, aluminum

COLLECTION NOTES

Comes with standard 18" ceiling drop height. Alternative ceiling drop available to specify.

PERFORMANCE

Power Consumption 54W

Luminaire Watts 54W

90 CRI

LED LIFESPAN

50k hours

PATENT FILE NUMBER

Patent Number D88,724

CERTIFICATION

UL Listed

Suitable for Dry Locations Only

**SUSPENSION**

6.5" round deep canopy in the same finish as fixture

Standard 18" stem in the same finish as fixture. Standard Hang Height 18". Minimum Hang Height 6"

Stem extension available. Not field trimmable. (Contact your sales rep for more info)

PRODUCT DIMENSIONS

Please refer to tear sheet dimension drawing.

Generate Date: Mon Dec 27 2021

DIMENSIONAL WEIGHT

108 lbs (8A2) | 87 lbs (6SS)

YOUR PRODUCT CODE

PT-8A2-PC36-27-120_TM_DEX

Specification Logic

TIER & HEAD STYLE

Five Tier 16 Heads	16A5
Single Tier 2 Heads (Asymmetrical)	2A
Single Tier 2 Heads (Long)	2SL
Single Tier 2 Heads (Short)	2SS
Single Tier 3 Heads (Long)	3SL
Single Tier 3 Heads (Short)	3SS
Single Tier 4 Heads (Oval)	4A
Single Tier 4 Heads (Long)	4SL
Single Tier 4 Heads (Short)	4SS
Two Tier 6 Heads	6SS
Two Tier 8 Heads	8A2
Three Tier 8 Heads	8A3

PRIMARY FINISH

Matte White Fine Texture	PC20
Quartzite	PC21
Glacier	PC22
White Hybrid	PC23
Cream White	PC24
Silk Grey	PC25
Ochre Yellow	PC26
Emerald	PC28
Matte Black	PC30
Breccia	PC31
Glimmer	PC32
Blue Hammertone	PC33
Graphite	PC34
Blue Gloss	PC36
Army Green	PC37
Brown Gold	PC40
Putty	PC41
Vermillion	PC42
Vert Clair	PC43
Buff	PC44
Dark Blue	PC46
Dark Red	PC48
Chalk Pink	PC60
Custom Powder Coat	PCXX
Mottled Brass	PF11
Satin Nickel	PF12
Polished Chrome	PF13
Polished Copper	PF14
Warm Bronze	PF15
Polished Black Nickel	PF16
Satin Brass	PF17
Custom Plated Finish	PFXX

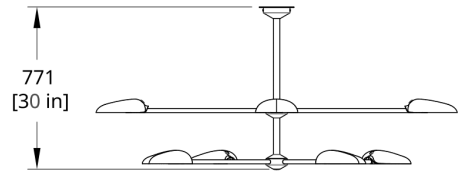
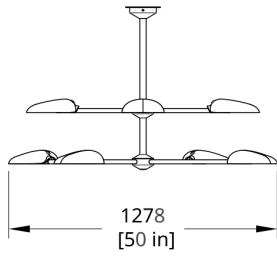
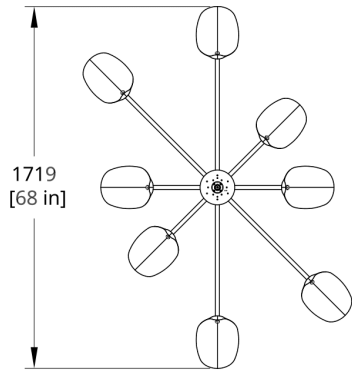
COLOR TEMPERATURE

2700K (warm white)	27
3000K (soft white)	30
3500K (neutral white)	35

INPUT / CONTROL / POWER

110-120V Input TRIAC / ELV / 0-10V, 1% Dimming	120_TM_DEX
220-240V Input 0-10V, 1% Dimming	220_10_DEX
110-277V Input 0-10V, 0.1% Dimming	277_10_DEX
110-277V Input DALI, 0.1% Dimming	277_DL_DEX

Drawings



PT-8A2 Pilot Chandelier Two Tier Dimension